

Chassis

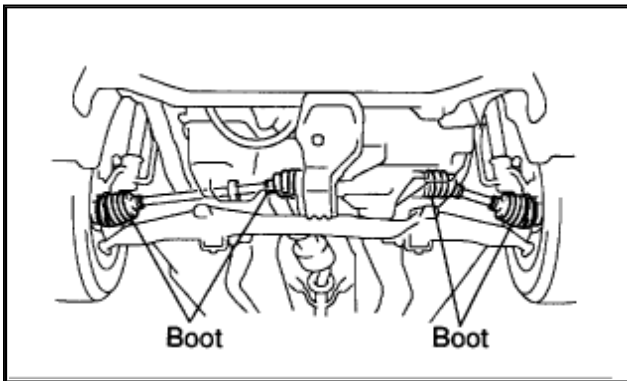
INSPECTION

1. INSPECT STEERING LINKAGE

- a. Check the steering wheel freeplay.
- b. Check the steering linkage for looseness or damage. Check that:
 - o Tie rod ends do not have excessive play.
 - o Dust seals and boots are not damaged.
 - o Boot clamps are not loose.

2. INSPECT STEERING GEAR HOUSING OIL

Check the steering gear housing for oil leakage.

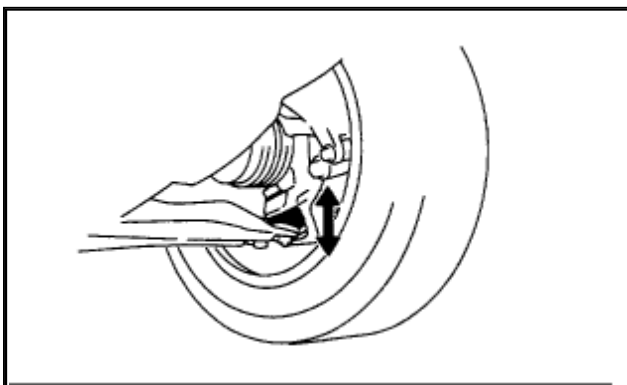


ZOOM

SIZED FOR PRINT

3. INSPECT DRIVE SHAFT BOOTS

Check the drive shaft boots for clamp looseness, leakage or damage.



ZOOM

SIZED FOR PRINT

4. INSPECT BALL JOINT AND DUST COVERS

- a. Inspect the ball joints for excessive looseness.
 - o Jack up the front of the vehicle and place wooden blocks with a height of **180 - 200 mm (7.09 - 7.87 in.)** under the front **tires**.
 - o Lower the jack until there is about half a load on the front coil spring. Place stands under the vehicle for safety.
 - o Check that the front wheels are pointing straight ahead, and block them with chocks.
 - o Using a lever, pry up the end of the lower arm, and check the amount of play.

Maximum ball joint vertical play: **0 mm (0 in.)**

If there is play, replace the ball joint.

- b. Check the dust cover for damage.

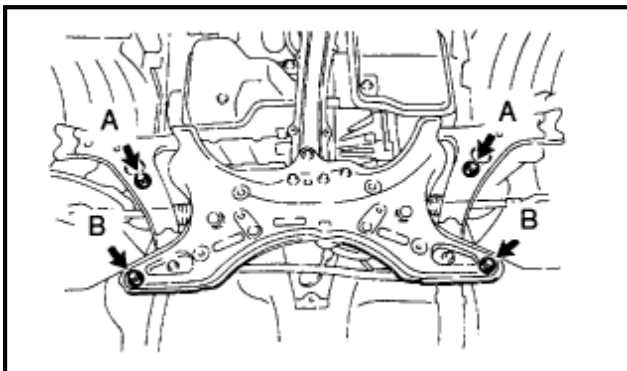
5. CHECK TRANSAXLE OIL (FLUID)
Visually check the transaxle for oil (fluid) leakage.
If leakage is found, check for the cause and repair.

6. REPLACE TRANSAXLE FLUID

- a. M/T: Replace transaxle oil. (C56) (C60)
- b. A/T: Replace transaxle (transmission) fluid. (U240E) (U341E)

7. TIGHTEN BOLTS AND NUTS ON CHASSIS AND BODY
If the vehicle is mainly operated under the rough, muddy road conditions, Tighten the seat mounting bolts and front and rear suspension member retaining bolts to specified torque.

- Seat mounting bolts Torque: **37 N.m (375 kgf.cm, 27 ft.lbf)**



ZOOM

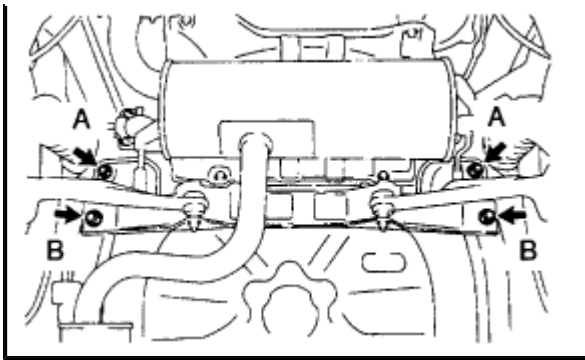
SIZED FOR PRINT

- Front suspension member - to body mounting bolts Torque:

Bolt A **113 N.m (1,152 kgf.cm, 83 ft.lbf)**

Bolt B **157 N.m (1,600 kgf.cm, 116 ft.lbf)**





ZOOM

SIZED FOR PRINT

- Rear suspension member - to body mounting bolts Torque:

Bolt A 80 N.m (816 kgf.cm, 59 ft.lbf)

Bolt B 130 N.m (1,326 kgf.cm, 96 ft.lbf)